



JL INDUSTRIES

# SUBMITTAL/TECHNICAL DATA SHEET

## DESCRIPTIONS

This Gasketed Panel is ideal for laboratories, pressurized rooms, dusty or highmoisture environments. The frame and door are specially designed to form a tight seal reducing air infiltration. Minimum sizes: 12" x 12", up to 36" by 36".

## SPECIFICATIONS

**FRAME & TRIM:** 16 gauge CRS with 1/2" retainer channel for gasket and 1-1/4" trim flange.

**DOOR:** 16 gauge rolled and welded. Cam-operated closure with knurled knob (C5) compresses door tightly to gasket. We recommend the F2 Flush compression latch for ceiling applications.


**GASKET:** Fully gasketed on all sides with EPDM rubber.

**FINISH:** White powder coat paint.



SKU: **ATS JL**

## GASKETED ACCESS PANEL



## DIMENSIONS AND APPEARANCE

>> CLICK TO VIEW ADDITIONAL DETAILS AND PRICING <<

### STANDARD SIZES:

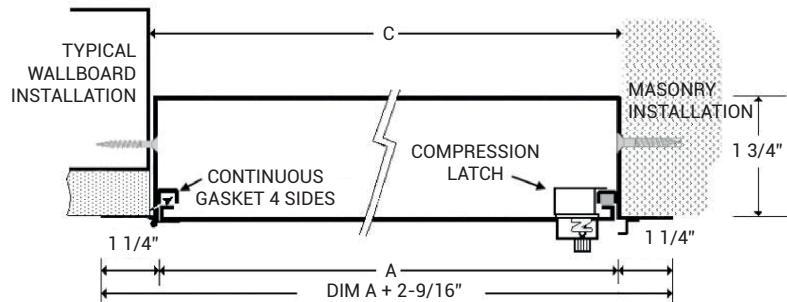
A - MODEL SIZE = DOOR SIZE	OUTSIDE FRAME DIMENSIONS	WALL OPENING DIMENSIONS	APPR. SHIP. WEIGHT	L O C K S
Width x Height	Width x Height	Width x Height		
12" x 12"	14-9/16" x 14-9/16"	12-1/2" x 12-1/2"	7 lbs	1
18" x 18"	20-9/16" x 20-9/16"	18-1/2" x 18-1/2"	16 lbs	1
24" x 24"	26-9/16" x 26-9/16"	24-1/2" x 24-1/2"	28 lbs	2
24" x 36"	26-9/16" x 38-9/16"	24-1/2" x 36-1/2"	42 lbs	2

AT Shown with Standard (C5) Knurled Knob & Latch (AT-1212C5G)

Standard Color is White, Optional Colors at Additional Cost



AT with Standard Compression Latch



### LATCH AND LOCK OPTIONS

Flush Latch (F1)	Flush Locking Latch (F2)	Cam Latch (C)	Torx Head Cam (C2)	Spanner Head Cam (C3)	Hex Head Cam (C4)	Knob Cam (C5)

For a complete list of options visit [www.AccessDoorsAndPanels.com](http://www.AccessDoorsAndPanels.com)

## PROJECT DATA

Custom Sizes Available - Fast!

Scan or Click



To view Pricing and Additional Product Info.

PROJECT NAME :	QTY	W	H	OPTIONS
ARCHITECT :				
DEALER :				
CONTRACTOR :				
LOCATION :	SPECIAL INSTRUCTIONS :			
DATE :	SUBMITTAL APPROVAL : (signature or stamp)			
TAGGING INSTRUCTIONS :				

TELEPHONE:  
1-888-457-1275

FAX:  
1-888-626-2907



PO BOX 66738 #76520,  
SAINT LOUIS, MO  
63166-6738  
USA



WEBSITE:  
[www.AccessDoorsAndPanels.com](http://www.AccessDoorsAndPanels.com)

E-MAIL:  
[info@AccessDoorsAndPanels.com](mailto:info@AccessDoorsAndPanels.com)



JL INDUSTRIES

# SUBMITTAL

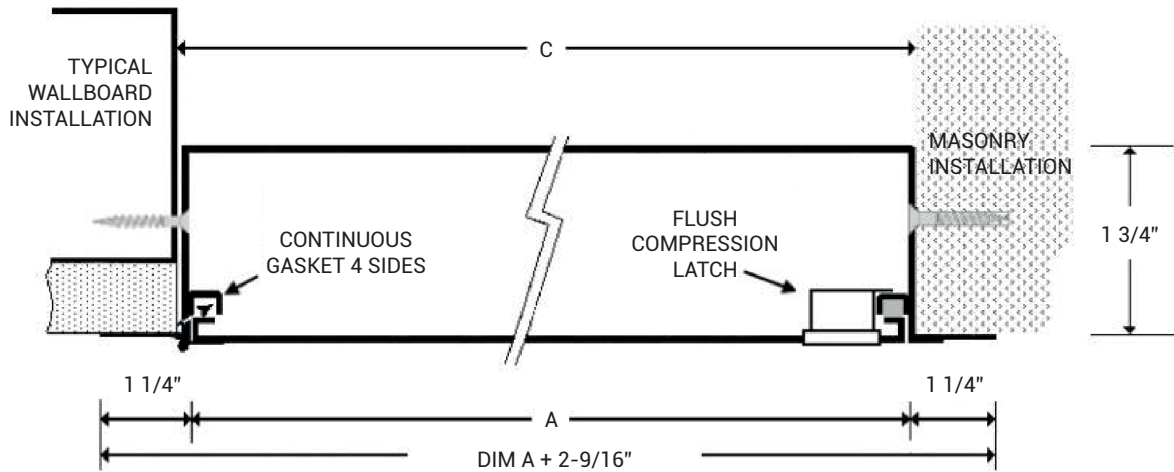
TELEPHONE:  
1-888-457-1275  
FAX:  
1-888-626-2907

PO BOX 66738 #76520,  
SAINT LOUIS, MO  
63166-6738  
USA


WEBSITE:  
[www.AccessDoorsAndPanels.com](http://www.AccessDoorsAndPanels.com)  
E-MAIL:  
[info@AccessDoorsAndPanels.com](mailto:info@AccessDoorsAndPanels.com)

## ATS JL


# GASKETED ACCESS PANEL



AT with Optional Flush Compression Latch  
(recommended for ceiling applications)



AT Shown with Optional Recessed Flush Locking Latch (AT-1212F2W)  
(flush latch recommended for ceiling applications)



AT Shown with Standard (C5) Knurled Knob & Latch (AT-1212C5G)